

Variable Frequency Drive Shielded Power Cable



- UL
- cUL – 1000 Volt
- WTTC – 1000 volt
- TC-ER – 600 Volt

- Corona resistant to 2000 VAC
- CSA-FT-4
- RoHS Compliant
- 90°C

OIL RESISTANT INSULATION SYSTEM

High Dielectric, tensile and mechanical properties.

CONDUCTORS ARE ALPHA NUMERICALLY MARKED

For ease of identification

COMPOSITE INSULATION SYSTEM

Designed to withstand Corona discharge build up from voltage spikes during operation. Prevents damage to motor and controllers.

NYLON FILLERS

Low friction, non-wicking fillers provide increased flexibility in dynamic applications.

SPECIALLY COMPOUNDED SECURITY YELLOW TREX-ONICS® TPE JACKET

Superior first line defense against oil, ozone, UV exposure, as well as most chemicals. Flame and heat resistant. All-weather flexibility.

FINELY STRANDED COPPER CONDUCTORS

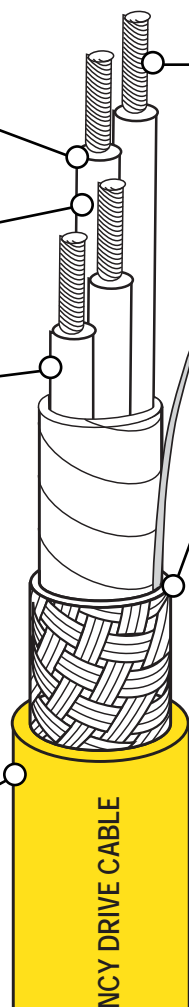
Improves flexibility and extends conductor life in dynamic applications.

ULTRA-SHIELD™ CONSTRUCTION, A HEAVY DUTY 90% COVERAGE OF TINNED COPPER BRAID COUPLED WITH A HIGH FLEX ALUMINUM MYLAR FOIL SHIELD AND TINNED DRAIN WIRE

100% shielding provides protection from EM and RF interference, which can effect and possibly damage surrounding equipment. Designed for superior performance in moving applications.

5
MILLION

Flex tested over 5,000,000 cycles without electrical failure



CONDUCTOR COLOR CODE

1	Black
2	Black
3	Black
4	Green/Yellow

ORDERING INFORMATION

PART NO.	CABLE SIZE AWG/COND	STRANDING	AMPACITY	NOMINAL O.D. (IN.)	WEIGHT (LBS./1000')
60040	16/4	65 x 30	17	.569	69
60041	14/4	105 x 30	25	.645	192
60042	12/4	168 x 30	30	.730	230
60043	10/4	229 x 30	40	.780	302
60044	8/4	413 x 30	55	.945	498
60045	6/4	665 x 30	75	1.08	714
60046	4/4	413 x 30	95	1.16	1035

APPLICATIONS

AC Variable Frequency Drives are the newest design in servo motor technology that in many cases are replacing the older DC servo drive motors. The new AC drive technology reduces the size and increases the efficiency of the motor while improving control over the motors speed and torque. These motors are controlled utilizing Pulse Width Modulation (PWM), a method by which the frequency of the AC voltage going to the motor is used to control the motor speed. One of the major issues with these types of systems is that the PWM control systems causes more EMI to be radiated by the inverter to motor power cable. With today's faster switching, the electrical energy flowing through the cable contains frequencies up to 3000Hz. The EMI emitted by the power cable can induce cross-talk on adjacent cables, which can lead to failure or malfunction of nearby electronic equipment, and the more automated the facility, the greater the risk of problems. For this reason, TPC has designed a high performance VFD cable suitable for industrial applications.

Trex-Onics®

Variable Frequency Drive Shielded Power Cable with Brake & Signal Pairs



- UL
- cUL – 1000 Volt
- WTTC – 1000 volt
- TC-ER – 600 Volt

- Corona resistant to 2000 VAC
- CSA-FT-4
- RoHS Compliant
- 90°C

FINELY STRANDED COPPER CONDUCTORS

Improves flexibility and extends conductor life in dynamic applications.

CONDUCTORS AND PAIRS ARE ALPHA NUMERICALLY MARKED

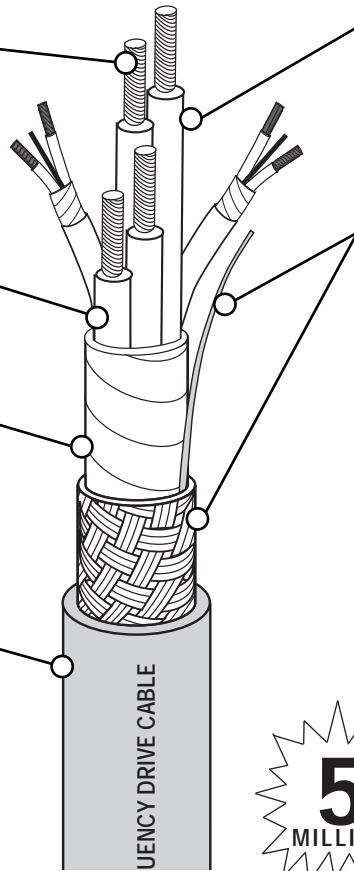
For ease of identification

COMPOSITE INSULATION SYSTEM

Designed to withstand Corona discharge build up from voltage spikes during operation. Prevents damage to motor and controllers.

SPECIALLY COMPOUNDED SECURITY YELLOW TREX-ONICS® TPE JACKET

Superior first line defense against oil, ozone, UV exposure, as well as most chemicals. Flame and heat resistant. All-weather flexibility.



OIL RESISTANT INSULATION SYSTEM

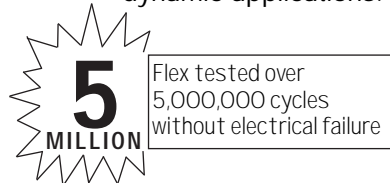
High Dielectric, tensile and mechanical properties.

ULTRA-SHIELD™ CONSTRUCTION, A HEAVY DUTY 90% COVERAGE OF TINNED COPPER BRAID COUPLED WITH A HIGH FLEX ALUMINUM MYLAR FOIL SHIELD AND TINNED DRAIN WIRE

100% shielding provides protection from EM and RF interference, which can effect and possibly damage surrounding equipment. Designed for superior performance in moving applications.

NYLON FILLERS

Low friction, non-wicking fillers provide increased flexibility in dynamic applications.



ORDERING INFORMATION

	PART NO.		POWER COND.			16 AWG BRAKE & SIGNAL PAIRS		DRAIN WIRES	JACKET THICKNESS	NOM. O.D.	CABLE WT. (LBS.) per 1,000 ft.
	YELLOW	ORANGE	AWG/COND.	STRANDING	AMPACITY	NO. OF PAIRS	STRANDING				
SINGLE PAIR	60021*	—	14/4	41x30	25	1 pr	26x30	18	0.063	0.620	215
	60023	—	12/4	65x30	30	1 pr	26x30	18	0.063	0.660	310
	60025	—	10/4	105x30	40	1 pr	26x30	18	0.073	0.760	420
	60026	—	8/4	168x30	55	1 pr	26x30	18	0.083	0.940	650
	60027*	—	6/4	266x30	75	1 pr	26x30	18	0.083	1.050	950
TWO PAIR	60028*	—	14/4	41x30	25	2 pr	26x30	18	0.063	0.680	280
	60029	60029F	12/4	65x30	30	2 pr	26x30	18	0.073	0.760	395
	60030	—	10/4	105x30	40	2 pr	26x30	18	0.085	0.850	505
	60031	60031F	8/4	168x30	55	2 pr	26x30	18	0.085	0.999	800
	60032*	—	6/4	266x30	75	2 pr	26x30	18	0.090	1.100	1175
			CONDUCTOR COLOR CODE			Pairs identified alpha numerically – BLACK with WHITE print Pair #1 = 5+6 Pair #2 = 7+8					
			1	Black							
			2	Black							
			3	Black							
			4	Green/Yellow							

* Check for availability