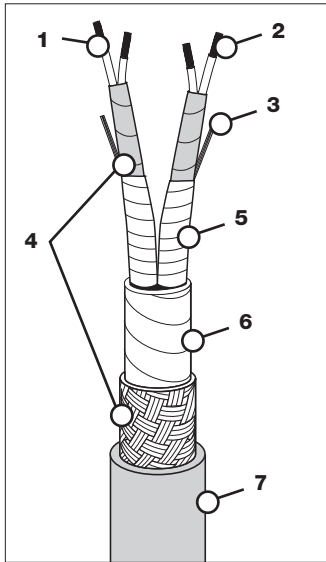


Trex-Onics® DeviceNet™ Flex-Net “Thick” High Performance Cable

- UL Recognized in the U.S. and Canada
- Type PLTC
- ODVA Conformity
- Max Conductor Temp 80°C
- FT-4 Flame Rating
- 300 V
- RoHS Compliant

Flex-Net Cable is designed to meet the electrical requirements identified by the Open DeviceNet Association (ODVA). The heavy-duty Ultra-Shield construction is a combination of two shielding technologies that provides both mechanical strength and 100% shielding protection from EMI and RF interference. The heavy-duty jacket provides excellent defense against cutting, abrasion, oil and chemicals, and is also flame and heat resistance. Flex-Net Cable meets the performance requirements as specified by ODVA with a capacitance between conductors – 12 pF/foot at 1 MHz (nominal), capacitance between one conductor and other conductor connected to shield is 24 pF/foot (nominal), impedance of 120 Ohms +/- 10% at 1 MHz, and propagation delay of 1.36 nSec/foot (maximum). Flex-Net Cable is available as a “Thick or Trunk Cable” high performance design.



FEATURES & BENEFITS

- 1. FINE STRANDED COPPER CONDUCTORS** – Improves flex life in abusive applications.
- 2. TINNED COPPER CONDUCTORS** – Resists corrosion. Easier to solder.
- 3. DRAIN WIRE** – Drain wire with each pair to protect against interference.
- 4. ULTRA-SHIELD CONSTRUCTION, A HEAVY-DUTY COMBINATION OF TINNED COPPER SHIELD AND AN ALUMINUM/POLYESTER FOIL SHIELD** – 100% shielding provides protection from EM and RF interference. Finely stranded spiral braid provides superior mechanical strength.
- 5. FLUOROPOLYMER TAPE WRAP** – Allows the braid and conductors to move more freely within the jacket. Improves performance in high flex torsional applications.
- 6. WOVEN NYLON TAPE** – Improves flexibility allowing conductor bundle to move easily within the jacket. Protects inner conductor bundle from spiral braid.
- 7. HEAVY-DUTY GRAY TREX-ONICS® TPE JACKET** – Excellent defense against cutting, abrasion, oil and chemicals.
- 8. ELECTRONICALLY TESTED** – Meets the performance requirements as specified by ODVA™.

COLOR CODE	
POWER PAIR	DATA PAIR
Red & Black	Blue & White

ELECTRICAL SPECIFICATIONS


- The electrical requirement of the DeviceNet Cable shall be in accordance with those identified by the ODVA (Open DeviceNet Association).
- Capacitance between Conductors – 12 pF/ft. at 1 MHz (nominal).
- Impedance – 120 Ohms +/- 10% (at 1 MHz).
- Capacitance between one conductor and other conductor connected to shield – 24 pF/ft. at 1 MHz (nominal).
- Propagation Delay – 1.36 nSec/ft. (maximum).

ORDERING INFORMATION (MINIMUM PURCHASE MAY BE REQUIRED IF PRODUCT NOT STOCKED)

PART NO.	NOMINAL O.D. (IN)	WT. (LBS) PER 1000'
60008	0.540	100

ODVA™ is a trademark of the Open DeviceNet Vendors Association, Inc. — 14 AWG Power Pair — 18 AWG Communication Pair

ADD AN EMI SHIELDED GRIP-SEAL® TO COMPLETE YOUR ORDER! *See Page 143.*

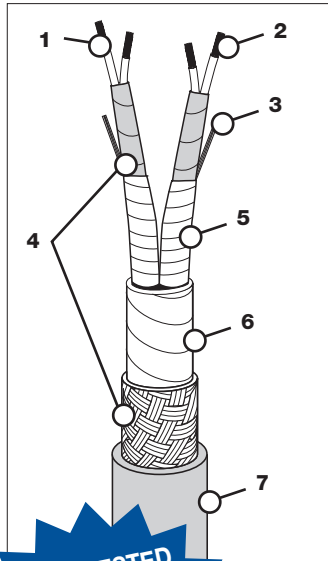


Portable Cords
 Power Cables (600 Volt to 35 kV)
 Welding Cables
 VFD/Servo Motor Cables
 Reeling Cables
 Control Cables/Instrumentation
 Bus Cables
 Flat Festoon Cables
 Retractable Coil Cables
 Chemical & Temp. Resistant Cables
 High Temperature Cables
 Igniter Cables
 Thermocouple Extension Wires
 Engineered Custom Cables

Trex-Onics® DeviceNet™ Flex-Net “Thin” High Performance Cable

- UL Recognized in the U.S and Canada
- CE
- ODVA Conformity
- 300 V
- FT-4 Flame Rating
- RoHS Compliant
- Max Conductor Temp 80°C

Flex-Net Cable is designed to meet the electrical requirements identified by the Open DeviceNet Association (ODVA) for the “Thin Cable”. The heavy-duty Ultra-Shield construction is a combination of two shielding technologies that provides both mechanical strength and 100% shielding protection from EMI and RF interference. The heavy-duty jacket provides excellent defense against cutting, abrasion, oil and chemicals, and is also flame and heat resistance. Flex-Net Cable meets the performance requirements as specified by ODVA with a capacitance between conductors – 12 pF/foot at 1 MHz (nominal), capacitance between one conductor and other conductor connected to shield is 24 pF/foot (nominal), impedance of 120 Ohms +/- 10% at 1 MHz, and propagation delay of 1.36 nSec/foot (maximum). Flex-Net Cable is available as a “Thin or Drop Cable” high performance design.



FLEX TESTED
Tested to over
4,000,000
cycles without
electrical failure!

FEATURES & BENEFITS

- 1. FINE STRANDED COPPER CONDUCTORS** – Improves flex life in abusive applications.
- 2. TINNED COPPER CONDUCTORS** – Resists corrosion. Easier to solder.
- 3. DRAIN WIRE** – Drain wire with each pair to protect against interference.
- 4. ULTRA-SHIELD CONSTRUCTION, A HEAVY-DUTY COMBINATION OF TINNED COPPER SHIELD AND AN ALUMINUM/POLYESTER FOIL SHIELD** – 100% shielding provides protection from EM and RF interference. Finely stranded spiral braid provides superior mechanical strength.
- 5. FLUOROPOLYMER TAPE WRAP** – Allows the braid and conductors to move more freely within the jacket. Improves performance in high flex torsional applications.
- 6. WOVEN NYLON TAPE** – Improves flexibility allowing conductor bundle to move easily within the jacket. Protects inner conductor bundle from spiral braid.
- 7. HEAVY-DUTY GRAY TREX-ONICS® TPE JACKET** – Excellent defense against cutting, abrasion, oil and chemicals.
- 8. ELECTRONICALLY TESTED** – Meets the performance requirements as specified by ODVA™.

ELECTRICAL SPECIFICATIONS

- The electrical requirement of the DeviceNet Cable shall be in accordance with those identified by the ODVA (Open DeviceNet Association) for the Thin Cable.
- Capacitance between Conductors – 12 pF/ft. at 1 MHz (nominal).
- Impedance – 120 Ohms +/- 12 Ohms.
- Capacitance between one conductor and other conductor connected to shield – 24 pF/ft. at 1 MHz (nominal).
- Propagation Delay – 1.36 nSec/ft. (maximum).


COLOR CODE	
POWER PAIR	DATA PAIR
Red & Black	Blue & White

ORDERING INFORMATION (MINIMUM PURCHASE MAY BE REQUIRED IF PRODUCT NOT STOCKED)

PART NO.	NOMINAL O.D. (IN)	WT. (LBS) PER 1000'
60007	0.340	55

ODVA™ is a trademark of the Open DeviceNet Vendors Association, Inc. — 22 AWG Power Pair — 24 AWG Communication Pair

ADD AN EMI SHIELDED GRIP-SEAL® TO COMPLETE YOUR ORDER! See page 143.



Portable Cords
Power Cables (600 Volt to 33 KV)
Welding Cables
VFD/Servo Motor Cables
Reeling Cables
Control Cables/Instrumentation
Bus Cables
Flat Tension Cables
Retractive Coil Cables
Chemical & Temp. Resistant Cables
High Temperature Cables
Igniter Cables
Thermocouple Extension Wires
Engineered Custom Cables